


About Web AR


In AR (Augmented Reality), you can see the image of "4-way Cassette Air Conditioner" and "Silent-Iconic" installed in the actual space.





Operating environment


[Device]	
iPhone ^{*1}	iPhone 11 Pro / iPhone 11 Pro Max / iPhone 11 / iPhone XS / iPhone XS Max / iPhone XR / iPhone X / iPhone 8 Plus / iPhone 8 / iPhone 7 Plus / iPhone 7 / iPhone 6s Plus / iPhone 6s / iPhone SE
iPad ^{*2}	iPad Pro (all models) / iPad (6th generation) / iPad (5th generation)
[OS]	iOS ^{*3} 12.1 or later
[Browser]	Safari ^{*4} / Google Chrome ^{*5} / Firefox ^{*6}

Instructions for use

- 

1. Scan the QR code^{*7} and open the web page
Display the web page with a QR code, URL, etc.
- 

2. Tap the icon
Tap the icon displayed at the bottom right of the 3D Viewer. If the icon is not displayed, please unhide it in Safari or check the OS version.
- 

3. AR mode is activated
Hold out the camera toward the ceiling and get it to detect the environment by moving it in a circular motion. You may not be able to scan a single-colored ceiling so scan a place where objects such as downlights or ceiling ventilation fans are installed.
- 

4. Adjustment of placement location
You can shift then move it with a single finger, and rotate or zoom it out/zoom it in with two fingers to adjust the size that fits the space. There is also a capture button, so you can take and share the pictures you have placed.

^{*1} iPhone is a trademark of Apple Inc., registered in the United States and other countries.
^{*2} iPad is a trademark of Apple Inc., registered in the United States and other countries.
^{*3} iOS is the Operating System name of Apple Inc. iOS is a registered trademark or trademark of Cisco Systems, Inc. or its affiliates in the United States and other countries and is used under license.
^{*4} Safari is a trademark of Apple Inc., registered in the United States and other countries.
^{*5} Google Chrome is a trademark or registered trademark of Google Inc.
^{*6} Firefox is a trademark or registered trademark of the United States Mozilla Foundation in the United States and other countries.
^{*7} QR code is a registered trademark of Denso Wave Incorporated.

Johnson Controls - Hitachi Air Conditioning

[Localize at your site]

HITACHI

Silent-IconicTM

4-way Cassette Design Panel



Cooling & Heating





White



Black (Custom Order)

A design panel in harmony
with the space that
responds to the needs of
architectural designers



About the iF Design Award
The iF Design Award has been known as one of the most prestigious international design awards for 67 years, and the iF logo is widely recognized as a symbol of excellent design. The awards are divided into seven categories such as product, packaging, communication, service design, architecture, interior, and professional concepts.

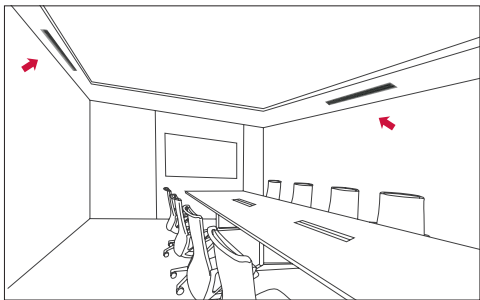
A new selection for air conditioning.

The "Silent-Iconic" is a new option for air conditioning equipment that has a quest for a design which fits easily into the interior. As the 4-way air-outlet port is black, it gives an impression of simplicity. Moreover, the central air-inlet port has a blind shape that blends well with the surrounding space. While generating the same high performance as the traditional 4-way ceiling's, the installation work of Silent-Iconic is easier and less costly than the ceiling mounted duct type.

[The traditional selection]

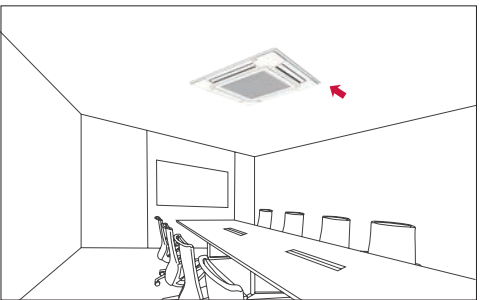
Ceiling Mounted Duct Type

Using this type, you can create a sense of luxury without being noticeable, but its construction costs are relatively high.



4-way Cassette type

Although the installation cost can be reduced, it may be difficult to match with the surrounding space due to the large presence of the indoor unit.



or

[A new option]

For the "Silent-Iconic"

Designed to match the interior, in harmony with the space. Compared with the ceiling-duct-type, the installation cost can be reduced.



Web AR

In AR (Augmented Reality), you can see the image of "4-way Cassette" and "Silent-Iconic" installed in the actual space. Please refer to the "About Web AR" section on the back cover for further details.



4-way Ceiling Air Conditioner



Silent-Iconic White



Silent-Iconic Black



[Features]




The design is well-matched to the space

It is designed to harmonize with the space by creating the central part to be a blind shaped air-inlet port and reducing its occupied presence by darkening the air-outlet port.



Blind shaped air-inlet port

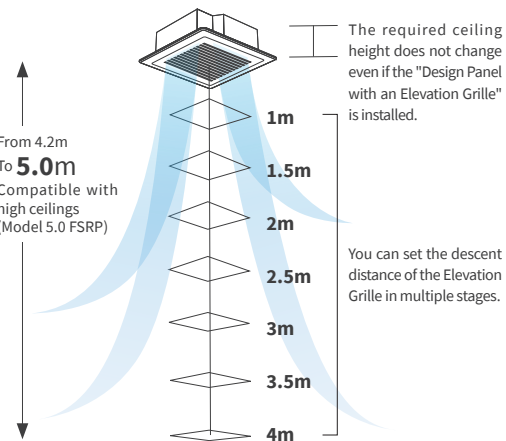


The air-outlet port with occupied presence suppression



It is easy to clean the filter

It is easy to clean the filter by using the "Design Panel with an Elevation Grille". The lifting distance is up to 4m, and it can be installed for high ceilings.




It is easy to install panels

By creating sliding corners, you can find it easier to fasten the panel with screws.



Offer the comfort since airflow is unlikely to hit people directly

The design panel also features Hitachi "4-way Cassette" prominent function which prevents direct airflow from hitting people.



Designed to be more in harmony with the ceiling surface

By creating a small space between the panels and the ceiling, you can feel a "lighter" visual effect and harmonization with the ceiling surface is further enhanced.



Silent-Iconic™

4-way Cassette Design Panel

Silent - Iconic panel

Natural White		Black
Design Panel Standard	Design Panel with an Elevation Grille	Design Panel Standard
P-GP160NAP	P-GP160NAPU	Custom Order
		

Applicable Indoor Unit

4-way Cassette Type			RCI-1.0FSRP	RCI-1.5FSRP	RCI-2.0FSRP	RCI-2.5FSRP	RCI-3.0FSRP	RCI-4.0FSRP	RCI-5.0FSRP	RCI-6.0FSRP
Indoor Unit Power Supply			AC 1Φ, [220-240V/50Hz] [220V/60Hz]							
Nominal Capacity	Cooling	kW	2.8	4.0	5.6	7.1	8.0	11.2	14.0	16.0
	Heating	kW	3.2	4.8	6.3	8.5	9.0	12.5	16.0	18.0
Sound Pressure Level	(Hi2/Hi/Me/Lo)	dB(A)	33/30/28/27	35/31/30/27	37/32/30/28	43/37/33/29	41/36/32/30	49/44/39/33	49/46/41/35	49/47/43/37
Outer Dimension	(H×W×D)	mm	248×840×840	248×840×840	248×840×840	248×840×840	298×840×840	298×840×840	298×840×840	298×840×840
Net Weight		kg	20	21	21	22	26	26	26	26
Refrigerant			R410A	R410A	R410A	R410A	R410A	R410A	R410A	R410A
Indoor Fan Air Flow Rate	(Hi2/Hi/Me/Lo)	m³/min	15/13/11/9	20/16/14/11	22/17/14/12	27/21/18/14	27/23/18/15	36/31/24/20	37/33/25/21	37/35/28/22
Connections			Flare-Nut Connection (with flare Nuts)							
Refrigerant Piping Diameter	Liquid Line	mm	Φ6.35	Φ6.35	Φ6.35	Φ9.52	Φ9.52	Φ9.52	Φ9.52	Φ9.52
	Gas Line	mm	Φ12.7	Φ12.7	Φ15.88	Φ15.88	Φ15.88	Φ15.88	Φ15.88	Φ15.88
Condensate Drain			VP25	VP25	VP25	VP25	VP25	VP25	VP25	VP25
Approximate Packing Volume		m³	0.21	0.21	0.21	0.21	0.25	0.25	0.25	0.25

- NOTES:
1. The cooling and heating capacities above show the maximum capacities when the outdoor and indoor temperature are under the following conditions.

Cooling Operation Conditions

Indoor Air Inlet Temperature: 27.0°C DB
19.0°C WB
Outdoor Air Inlet Temperature: 35.0°C DB
Piping Length:7.5 metre
Piping Lift:0 metre

Heating Operation Conditions

Indoor Air Inlet Temperature: 20.0°C DB
Outdoor Air Inlet Temperature: 7.0°C DB
6.0°C WB
Piping Length:7.5 metre
Piping Lift:0 metre

2. The sound pressure level is based on following conditions.
1.5 metre Beneath the unit.
The data in the table above was measured in an anechoic chamber so that reflected sound should be taken into consideration in the field.

3. Both [sound pressure level] and [indoor fan air flow rate] in the table are measured with standard decorative panel (P-AP160NA3) together, not with Design Panel Silent-Iconic™.
Please contact your local Hitachi Cooling & Heating specialist for more details.
-
-
-
- Silent-Iconic 4-way Cassette Design Panel
- 8